



for a greener tomorrow

CC-Link IE Supporting Products
New Product Release No.349E

New block type remote modules for the CC-Link IE Field Network!



Spring clamp terminal type

- I/O modules
NZ2GF2S1-16D
NZ2GF2S1-16T
NZ2GF2S1-16TE
- Extension I/O modules
NZ2EX2S1-16D
NZ2EX2S1-16T
NZ2EX2S1-16TE

Sensor connector (e-CON) type

- I/O modules
NZ2GFCE3-32D
NZ2GFCE3-32T
NZ2GFCE3-32DT

Spring clamp terminal type is now available for the I/O modules and extension I/O modules!

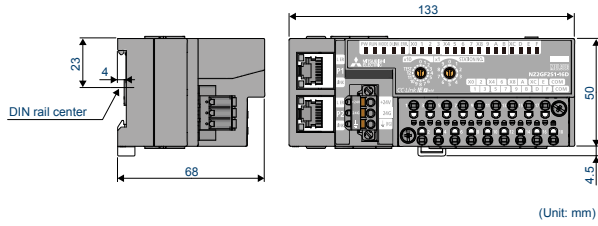
- Cables can be just inserted into spring clamp terminals without any wiring tool
- With push buttons, cable can be removed without tools, reducing the wiring time
- Power supply connectors are also push-in type spring clamp terminals, making the wiring easy
- The signal transmission check terminal eliminates the need of manual wiring checks
- Without screws which get loosened over time, regular tightening is no longer required

32-point sensor connector (e-CON) type I/O module has been released!

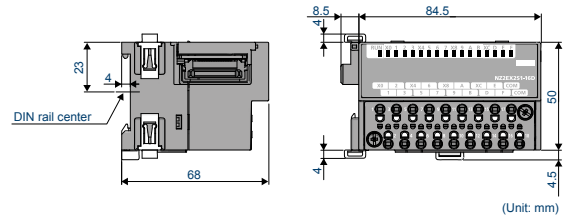
- With the 32-point terminal block, more devices can be connected to the compact I/O module
- The I/O module can input and output, all in one module
- Sensor connectors (e-CON) do not require any screw tightening and reduce wiring at startup and maintenance
- Power supply connectors are the special one-touch type that allows multiple cable connection. Modules can be connected in a chain via these one-touch connectors with minimum wiring time and space

External dimension diagrams

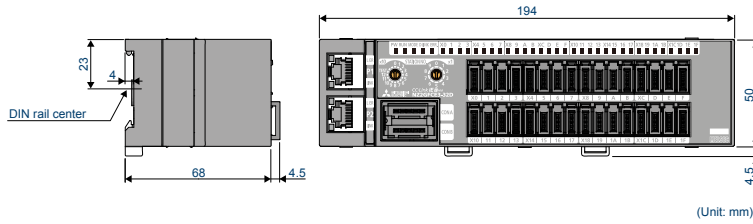
NZ2GF2S1-16D/16T/16TE



NZ2EX2S1-16D/16T/16TE



NZ2GFCE3-32D/T/DT



Product list

Type		Model	Outline
Block type remote module	DC input	NZ2GFCE3-32D	Input 32 points, 24 V DC, response time: 0...70 ms, positive common (sink type) sensor connector (e-CON), 3-wire
		NZ2GF2S1-16D	Input 16 points, 24 V DC, response time: 0...70 ms, positive/negative common shared, 18-point spring clamp terminal block, 1-wire
	Transistor output	NZ2GFCE3-32T	Output 32 points, 12/24 V DC (0.5 A), sink type sensor connector (e-CON), 3-wire
		NZ2GF2S1-16T	Output 16 points, 12/24 V DC (0.5 A), sink type 18-point spring clamp terminal block, 1-wire
		NZ2GF2S1-16TE	Output 16 points, 12/24 V DC (0.5 A), source type 18-point spring clamp terminal block, 1-wire
	I/O combined	NZ2GFCE3-32DT	Input 16 points, 24 V DC, Response time: 0...70 ms, positive common (sink type) Output 16 points, 12/24 V DC (0.5 A), sink type Sensor connector (e-CON), 3-wire
Block type extension remote module	DC input	NZ2EX2S1-16D	Input 16 points, 24 V DC, response time: 0...70 ms, positive/negative common shared 18-point spring clamp terminal block, 1-wire
	Transistor output	NZ2EX2S1-16T	Output 16 points, 12/24 V DC (0.5 A), sink type 18-point spring clamp terminal block, 1-wire
		NZ2EX2S1-16TE	Output 16 points, 12/24 V DC (0.5 A), source type 18-point spring clamp terminal block, 1-wire

Country/Region Sales office

USA+1-847-478-2100
 Mexico+52-55-3067-7500
 Brazil+55-11-4689-3000
 Germany+49-2102-486-0
 UK+44-1707-28-8780
 Ireland+353-1-4198800
 Italy+39-039-60531
 Spain+34-935-65-3131
 France+33-1-55-68-55-68

Czech Republic ...+420-251-551-470
 Poland+48-12-630-47-00
 Sweden+46-8-625-10-00
 Russia+7-812-633-3497
 Turkey+90-216-526-3990
 Dubai+971-4-3724716
 South Africa+27-11-658-8100
 China+86-21-2322-3030
 Taiwan+886-2-2299-2499

Korea+82-2-3660-9530
 Singapore+65-6473-2308
 Thailand+66-2682-6522
 Vietnam+84-4-3937-8075
 Indonesia+62-21-3192-6461
 India+91-20-2710-2000
 Australia+61-2-9684-7777

• Company names and product names used in this document are trademarks or registered trademarks of their respective companies.

⚠ For safe use

• To use the products given in this publication properly, always read the relevant manuals before use.

MITSUBISHI ELECTRIC CORPORATION

HEAD OFFICE: TOKYO BLDG., 2-7-3, MARUNOUCHI, CHIYODA-KU, TOKYO 100-8310, JAPAN

www.MitsubishiElectric.com